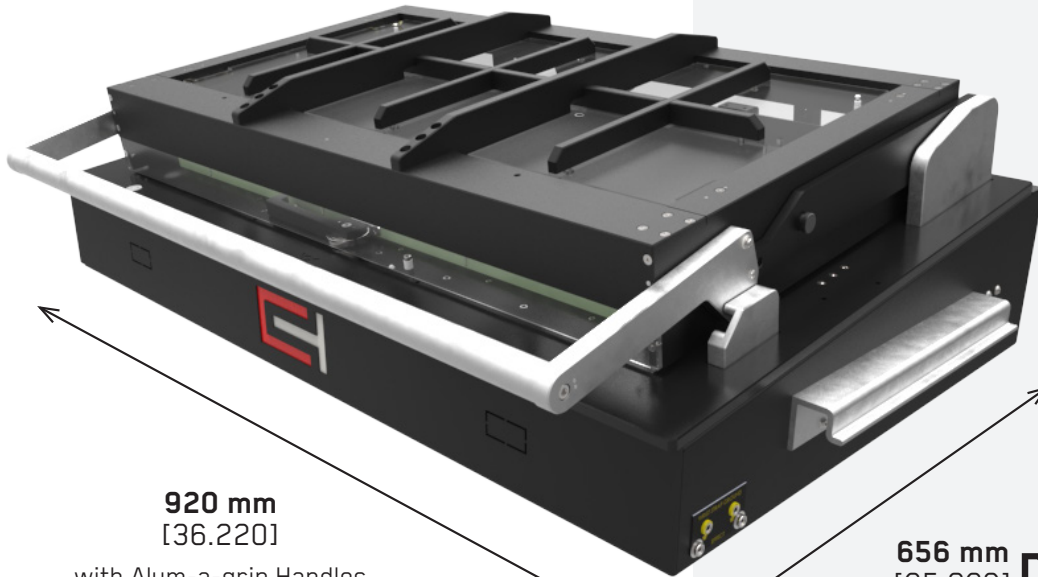


# Mechanical Fixture Kit

# MFS-D5

Equip **MFS-D5-EXCH-PYL**  
Mechanical Fixture Kit



300 mm  
[11,811] H

920 mm  
[36.220]

with Alum-a-grip Handles

1009 mm  
[39,724]

W


656 mm  
[25.826] D

## Technical Features:

- External Dimension (width x deep x height) with Handles: 1009 mm x 656 mm x 300 mm [39.724 in x 25.826 in x 11.811 in]
- Usable Area: 640 mm x 288 mm [25,196in x 11.388 in]
- Big inner space for Optional Hardware
- Ergonomic Handle for easy closing
- Exchangeable Kit is prepared with Pylon Interface Blocks
- ESD Safe & Easy Maintenance
- Quick Exchange System - Modular Fixture
- Alum-a-grip handles for transport and lift1



Engraving Unit

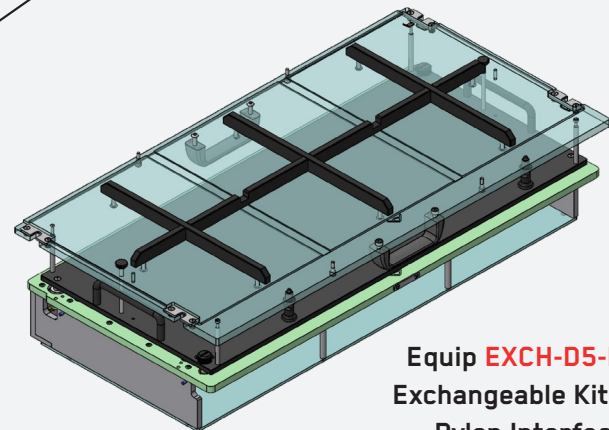


170 Pole Pylon Block

The new single well Equip-Test Mechanical Test Fixture (MFS), complies to most demanding In-Circuit and Functional Testing Challenges.

Interface plate cover is placed on back of fixture, which can be freely customized according customer's requirements.

Due to its robust design this fixture can easily handle up to **1000 Test Points\*** without bending problems!



Equip **EXCH-D5-PYL**  
Exchangeable Kit with  
Pylon Interface

## Optional Hardware for Fixture Customizing:

- Reed Relay Switch used as cover close sensor
- MU S001 D2 M12 x 1 PCB Engraving Unit
- CEM-1 Assembly Plate to fixture housing bottom
- Digital Test Cycle Counter
- Inductive Sensor to check Handle Position (to control actuation of safety switch)
- Pneumatic or Solenoid Cover Lock set

\*If standard 2 N Test Probes are used

