


# Mechanical Fixture Kit

# MFS-D2

The new single well Equip-Test Mechanical Test Fixture (MFS), complies to most demanding In-Circuit and Functional Testing Challenges.

Interface plate cover is placed on back of fixture, which can be freely customized according customer's requirements.


Due to its robust design this fixture can easily handle up to 1000 Test Points\* without bending problems!



280 mm  
[11.024] H

554 mm  
[21.811] L

W  
320 mm  
[12.598]  
with Alum-a-grip Handles  
409 mm  
[16.102]



Equip EXCH-D2-PYL  
Exchangeable Kit

### Technical Features:

- Maximal Usable Area 133 mm x 218 mm [5.236 in x 8.583 in]
- Big inner space for Optional Hardware
- Ergonomic Handle for easy closing
- Exchangeable Kit is prepared with Pylon Interface Blocks
- ESD Safe & Easy Maintenance
- Quick Exchange System - Modular Fixture
- Alum-a-grip handles for transport and lift
- Robust Design includes 12 mm [0.472 in] FR-4 Probe Plate, 8 mm [0.315 in] Moving Plate, 15 mm [0.591 in] Top Plate


### Optional Hardware for Fixture Customizing:

- Reed Relay Switch used as cover close sensor
- MU S001 D2 M12 x 1 PCB Engraving Unit
- CEM-1 Assembly Plate to fixture housing bottom
- Digital Test Cycle Counter
- Safety Switch for High-Voltage Test
- Inductive Sensor to check Handle Position (to control actuation of safety switch)
- Pneumatic or Solenoid Cover Lock set

\*If standard 2 N Test Probes are used



Engraving Unit



170 Pole Pylon Block

