


Mechanical Fixture Kit

MFS-D5 SERIES

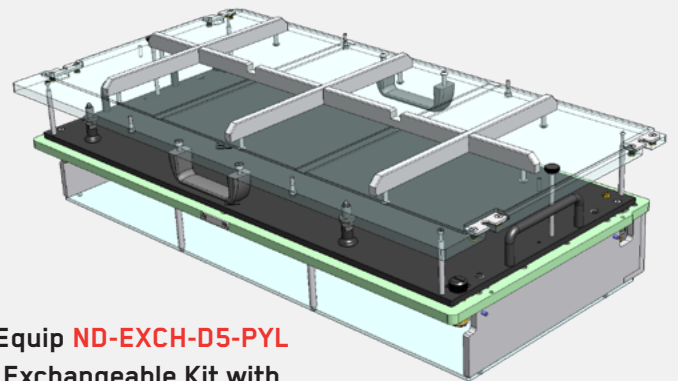
Equip **ND-MFS-D5-EXCH-PYL** Mechanical Fixture



920 mm
[36.220]
W with Alum-A-Grip Handles
1009 mm
[39.724]

300 mm
[11.811] **H**

656 mm
[25.827] **D**




Equip **ND-EXCH-D5-PYL**
Exchangeable Kit with
Pylon Interface

Technical Features:

- External Dimension (width x deep x height) with Handles:
1009 mm x 656 mm x 300 mm
[39.724 in x 25.827 in x 11.811 in]
- Usable Area: 640 mm x 288 mm [25.196 in x 11.338 in]
- Big inner space for Optional Hardware
- Ergonomic Handle for easy closing
- Exchangeable Kit is prepared with Pylon Interface Blocks
- ESD Safe & Easy Maintenance
- Quick Exchange System - Modular Fixture
- Alum-A-Grip Handles for transport and lift



Engraving Unit



170 Pole Pylon Block

Optional Hardware for Fixture Customizing:

- Reed Relay Switch used as cover close sensor
- MU S001 D2 M12 x 1 PCB Engraving Unit
- CEM-1 Assembly Plate to Fixture housing bottom
- Digital Test Cycle Counter
- Safety Switch for High-Voltage Test
- Inductive Sensor to check Handle Position
(to control actuation of safety switch)
- Pneumatic or Solenoid Cover Lock set

*If standard 2 N Test Probes are used

