


The Wire Wrap Catalogue

HIGH-TECH WIRING EQUIPMENT



SOLDERLESS WRAPPED CONNECTIONS, FOR EXCELLENT MECHANICAL AND ELECTRICAL STABILITY

Company Introduction

Equip-Test Group is the leading supplier of Test Equipment in Eastern European. The management and manufacturing headquarters of the Equip-Test Group is in Budapest, Hungary. Furthermore, sales offices are installed in Germany, Poland, Czech Republic, Slovakia, Hungary, Romania, Ukraine and Serbia.

Among other products, Equip-Test Group supplies high-quality Wire-Wrap Equipment, which operate pneumatically, manually or electrically.

We are the exclusive partner of the US companies Standard Pneumatics and JDV Products – offering their products to ensure the best quality wire-wrap connections.

Our fast growing selection of satisfied customers value our fast and efficient delivery, our large local stock and also our competitive pricing.

In addition to the wide range of wire-wrap tools and wires, we also not only offer wire cutters, strippers, pneumatic screw drivers for assembly work on work stations but also all the necessary bits and sleeves for standard and modified wire-wrap connections.

We guarantee your success and satisfaction and this to a fair and competitive price.

Your Equip-Test Team!

Contents

Company Introduction	3
220 V Electric Wire Wrapping & Unwrapping Gun	4
Pneumatic Wire Wrapping Gun	5
Cut & Strip Attachment	6
Manual Wire Wrapping Guns (WG 100, WG 200 and WG 800 Series).	7
Unwrap Hand Tool	8
Modified and Regular Wire Wrapping Bits and Sleeves	9
CSW - Cut, Strip, Wrap	12
Manual Wire Wrapping Tools	13
Manual Wire Unwrapping Tools	15
Wires	16
Wire Strippers	17
Pneumatic Screwdriver	18
Glossary	19
Reel Caddy	21

220 V Electric Wire Wrapping & Unwrapping Gun

This 220 Volt 6000 Series electric wire wrapping and unwrapping gun, have been designed for production and field service applications, where wire sizes from 18 to 32 AWG are used. The lightweight Lexan housing and the design of the handle greatly reduce the problems normally experienced in repetitive motion injuries, such as carpal tunnel syndrome. All our tools have a geared drive, a positive indexing mechanism and a quality electric motor, which requires no maintenance. The 6000 Series comes with a light-pull trigger, a high speed motor (4000 rpm) and a standard 6 meter long power cord for optimum usage range from electric outlet. Our Models SP 6311, SP 6312 and SP 6314 are all TÜV/VDE approved and carry the CE marking.

For the unexpected operator, we offer an anti-back-force (ABF) version of the tool. The ABF version is designed for the bit to retract inside the sleeve, when the operator pulls the trigger, causing a symmetrical wrap to be achieved on the post. The ABF tools are mostly used for training and for the customers who uses the tool so infrequently that they do not remember the technique. All the electric wire wrapping tools are designed, developed and manufactured in our partners ISO approved plant.



- Fast Operation
- Lightweight Lexan Housing
- Unique Positive Indexing Mechanism
- Standard 6.1 meters Power Cord
- TÜV / VDE Approved CE Marking
- Ergonomic Design

Specifications:

WRAPPING

Part No.	Voltage	Type	Cord	Free Speed (RPM)	Wight (Kg)
SP 6311	220	Standard	2W	4000	0,43
SP 6312	220	ABF	2W	4000	0,43

UNWRAPPING

Part No.	Voltage	Type	Cord	Free Speed (RPM)	Wight (Kg)
SP 6314	220	N/A	2W	4000	0,43

UNWRAPPING BITS FOR ELECTRIC TOOLS

Part No.	Wire Size	Term Hole Diameter (mm)	Term Hole Depth (mm)	Bit O.D.
SP 66692	20-26 AWG	1,78	25,4	3,18
SP 66693	26-32 AWG	1,02	25,4	2,36

Accessories:

See the end of this brochure, to find a complete list of wire wrapping bits and sleeves, including Cut, Strip & wrap Bit / Sleeve, or Manual Wire Wrapping Tools and Unwrapping Tools.

Pneumatic Wire Wrapping Gun

Models SP 6001 and SP 6002 are designed for mass production and aircraft maintenance applications. Both models are manufactured from a lightweight, high impact resistant, glass-filled nylon. These tools are lightweight, well balanced and built to handle the rigors of everyday manufacturing requirements. The handle design reduces operator fatigue, and the high speed (4500 rpm) motor produces fast, efficient wraps for 18 to 32 AWG wire sizes. These guns are available in standard and anti-back-force (ABF) versions.

These models are designed, developed and manufactured in our partner's ISO approved plant.



- Lightweight Tool
- Low Air Consumption
- Unique Indexing Mechanism
- Glass-Filled Nylon Housing
- 90 psig Air Pressure

Specifications:

WRAPPING

Part No.	Type	Free Speed (RPM)	Wight (Kg)
SP 6001	Standard	4500	0,26
SP 6002	ABF	4500	0,27

AIR HOSES

Hose Part No.	Length (mm)	I.D. (mm)	Thread Connection
SP 6001	1,83	3/16"	1/8" Male NPT
SP 6002	1,83	3/16"	1/8" Male NPT

Accessories:

See the end of this brochure, to find a complete list of wire wrapping bits and sleeves, including Cut, Strip & wrap Bit / Sleeve, or Manual Wire Wrapping Tools and Unwrapping Tools.

Cut & Strip Attachment

The Model 650 is designed to be attached to our 6001... The Model SP 650 allows the operator to cut to length and strip the wire in one simple operation. The length of the wire to be cut is adjustable. Different gauge stripping blades can be interchanged quickly and easily. Model SP 654 is a modified version of Model SP 650, except that Model SP 654 only cuts the wire. Model SP 654 is generally used by operators, who are using CSW and need only to cut the wire; it does not strip the wire.



STRIPPING BLADES

Wire Size	Part Number
20 AWG	64520
22 AWG	64522
24 AWG	64524
26 AWG	64526
28 AWG	SP 64528
30 AWG	SP 64530
22-24 AWG	SP 64533

Manual Wire Wrapping Guns (WG 100, WG 200 and WG 800 Series)



**WG 100-R 3278 INS-S
(Aluminium) – Series**



The WG 200- R 3278 wrapping gun is lightweight and is used for both regular and modified wraps, and is made of high quality Lexan®. The all-metal gear drive system ensures reliability and longevity providing high quality wire wrapped connections. These tools can accommodate a full line of bits and sleeves ranging from 22-32 AWG (0.64 – 0.20 mm). The WG 200 – R 3278 Manual Wire Wrapping guns are ideal for jobs without a convenient power source.

WG 200-R 3278 (Lexan®) – Series



The WG 100-R 3278 INS-S is an ergonomic tool, which is designed with a Chuck style nose-piece to accommodate our full line of bits and sleeves ranging from 22.32 AWG (0.64 – 0.20 mm). It is equipped with a special housing, which helps to protect operators while working with dangerous voltage. This wrapping gun is made of high quality aluminium and the gear train is more reliable and far exceeds other manufacturers.

WG 800 – Fully Insulated Manual Wire Wrap Gun

This FULLY INSULATED Manual Wire Wrap Gun stops electrical current, right at the source!

By insulating the barrel of the wrap gun, electrical current can not enter the tool, which helps to protect telephone technicians from getting shocked or injured through the wrapping gun, while making wire wrap connections on hot circuits.

The WG 800 is designed with a rugged aluminium housing with orange dielectric coating, a solid Chuck-style nose piece and accommodates our full line of wrap bits and sleeves, ranging from 22-32 AWG (0.64 – 0.20 mm). This Tool is certified to 1000V A/C under dielectric testing condition IAW UL Standard.



Part No.	Insulation	Housing Type	Nose Piece
WG 100 – R 3278 INS-S	Partial	Aluminium with Dielectric Coating	Chuck
WG 200 – R 3278	Partial	Aluminium with Dielectric Coating	Chuck
WG 800	Full	Lexan®	Chuck

Unwrap Hand Tool

The WG100- R3394INS unwrap gun has a high quality aluminum housing with a coating that ensures the safety of the operator while performing unwrap applications in high voltage environments.

This wire unwrap tool comes with a chuck style nose piece, and can be used with JDV's unwrap bits and sleeves ranging from 22-32 AWG (0.64-0.20 mm).

Weight: 416.40g (0.92lbs)



Part No.	Insulation	Housing Type	Nose Piece
WG100 – R 3394INS	Partial	Aluminium with Dielectric Coating	Chuck

COMPLETE KIT'S (UNWRAP GUN + SLEEVE + BIT)

Kit Part No.	Sleeve P/N	Unwrap Bit P/N	Collet Style	Wire Size		Nose Piece	
				mm	Inch	mm	Inch
UP 70	SP 171	BU 70	Chuck	0,65-0,40	22-26	1,77	0,07
UP 36	SP 171	BU 36	Chuck	0,50-0,20	24-32	0,96	0,036

Modified and Regular Wire Wrapping Bits and Sleeves



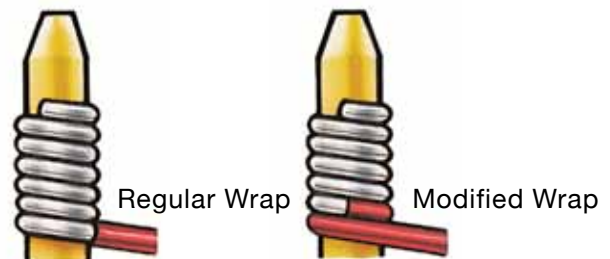
Equip-Test supplies wire wrapping bits and sleeves for every application. They are long-lasting and designed to provide high quality connections. Many additional or special designs can be supplied on request to meet particular requirements.

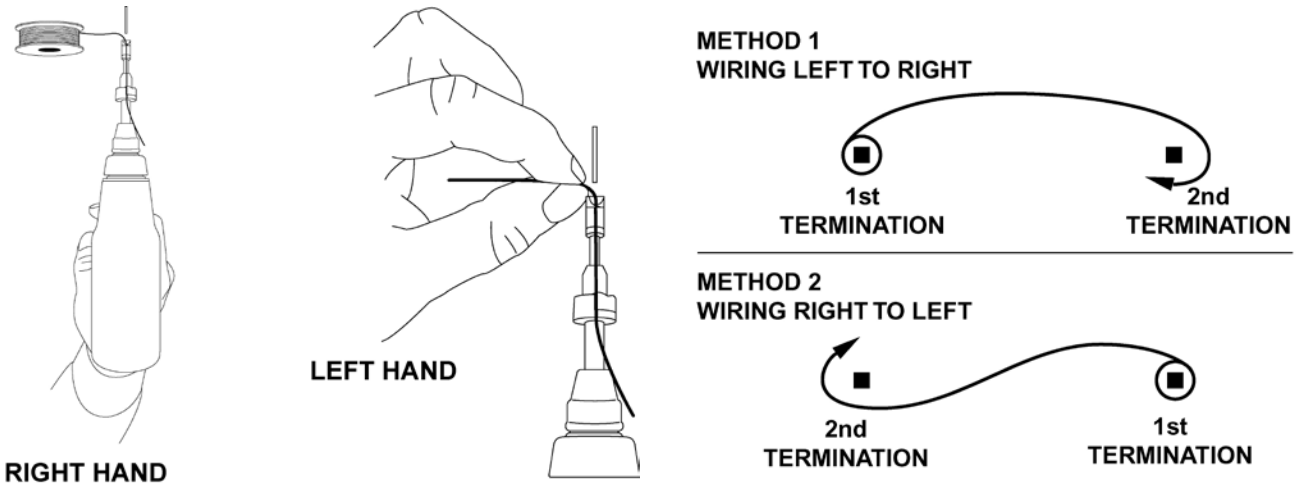
WIRE WRAPPING BITS

Wire Gauge AWG	Bit Part No.	Bit Type	Terminal Hole Diameter		Terminal Hole Depth		Max. Insulation Diameter		Terminal Diagonal (Min-Max)				Bit Radius		Sleeve Part No. Series
			mm	Inch	mm	Inch	mm	Inch	mm	Inch	mm	Inch	mm	Inch	
18	51810	S	0,073	1,85	1,000	25,4			0,055	1,40	0,070	1,78	0,116	2,95	600XX
18	51820	M	0,073	1,85	1,000	25,4	0,07	1,78	0,055	1,40	0,070	1,78	0,125	3,18	600XX
20	52010	S	0,073	1,85	1,000	25,4			0,055	1,40	0,070	1,78	0,103	3,62	
20	52020	M	0,073	1,85	1,000	25,4	0,06	1,49	0,055	1,40	0,070	1,78	0,119	3,02	600XX
22	52210	S	0,073	1,85	1,000	25,4			0,055	1,40	0,070	1,78	0,093	2,36	601XX
22	52222	M	0,073	1,85	1,000	25,4	0,05	1,32	0,055	1,40	0,070	1,78	0,108	2,74	601XX
22-24	52310	S	0,073	1,85	1,000	25,4			0,055	1,40	0,070	1,78	0,090	2,29	601XX
22-24	52315	S	0,073	1,85	1,000	25,4			0,055	1,40	0,070	1,78	0,093	3,62	60105
22-24	52320	M	0,073	1,85	1,000	25,4	0,05	1,27	0,055	1,40	0,070	1,78	0,108	2,74	601XX
18	51810	S	0,073	1,85	1,000	25,4			0,055	1,40	0,070	1,78	0,116	2,95	600XX

Wire Gauge AWG	Bit Part No.	Bit Type	Terminal Hole Diameter		Terminal Hole Depth		Max. Insulation Diameter		Terminal Diagonal (Min-Max)				Bit Radius		Sleeve Part No. Series
			Inch	mm	Inch	mm	Inch	mm	Inch	mm	Inch	mm	Inch	mm	
24	52410	S	0,089	2,26	1,000	25,4			0,070	1,78	0,086	2,18	0,094	2,39	600XX
24	52418	S	0,073	1,85	1,500	38,1			0,055	1,40	0,070	1,78	0,083	2,11	602XX
24	52419	S	0,073	1,85	1,500	38,1			0,055	1,40	0,070	1,78	0,087	2,21	602XX
24	52420	M	0,073	1,85	1,000	25,4	0,05	1,16	0,055	1,40	0,070	1,78	0,096	2,44	602XX
24	52424	M	0,043	1,09	1,000	25,4	0,04	1,11	0,038	0,96	0,042	1,06	0,080	2,03	604XX
24	52425	M	0,067	1,70	1,000	25,4	0,04	1,07	0,049	1,25	0,064	1,63	0,085	2,16	602XX
24-26	52510	S	0,073	1,85	1,000	25,4			0,055	1,40	0,070	1,78	0,084	2,13	601XX
24-26	52521	M	0,073	1,85	1,000	25,4	0,05	1,22	0,055	1,40	0,070	1,78	0,100	2,54	601XX
26	52610	S	0,073	1,85	1,000	25,4			0,055	1,40	0,070	1,78	0,078	1,98	602XX
26	52614	S	0,040	1,02	0,640	16,2			0,030	0,76	0,037	0,94	0,052	1,32	603XX
26	52621	M	0,073	1,85	1,000	25,4	0,04	0,96	0,055	1,40	0,070	1,78	0,089	2,26	602XX
26	52624	M	0,040	1,02	0,640	16,2	0,03	0,81	0,030	0,76	0,037	0,94	0,057	1,45	603XX
26	52630	M	0,037	0,94	0,640	16,2	0,05	1,19	0,032	0,81	0,036	0,91	0,081	2,06	604XX
28	52810	S	0,040	1,02	0,640	16,2			0,030	0,76	0,037	0,94	0,050	1,27	603XX
28	52822	M	0,040	1,02	0,640	16,2	0,03	0,81	0,030	0,76	0,037	0,94	0,057	1,45	603XX
30-32	53110	S	0,040	1,02	0,640	16,2			0,033	0,83	0,039	0,99	0,047	1,19	603XX
30-32	53120	M	0,041	1,04	0,640	16,2	0,03	0,69	0,034	0,86	0,040	1,02	0,056	1,42	603XX
30-32	53121	M	0,062	1,60	0,640	16,2	0,03	0,96	0,059	1,50	0,062	1,57	0,078	1,98	602XX
30-32	53124	M	0,035	0,89	0,640	16,2	0,02	0,58	0,031	0,79	0,034	0,86	0,049	1,24	603XX
30-32	53126	M	0,038	0,96	0,640	16,2	0,02	0,58	0,033	0,83	0,037	0,94	0,050	1,27	603XX
30-32	53127	M	0,029	0,74	0,640	16,2	0,02	0,58	0,025	0,64	0,028	0,67	0,047	1,19	603XX
30-32	53129	M	0,040	1,02	0,640	16,2	0,02	0,58	0,033	0,83	0,039	0,99	0,051	1,30	603XX
30-32	53140	M*	0,035	0,89	0,640	16,2	0,03	0,69	0,031	0,79	0,034	0,86	0,051	1,30	603XX
30-32	53141	M	0,043	1,09	0,640	16,2	0,03	0,69	0,036	0,91	0,042	1,07	0,060	1,52	603XX

S=standard type bit
M=modified type bit





WIRE WRAPPING SLEEVES



Sleeve Series	Part Number	Sleeve Thickness		Wall I.D.		Notch Width		Notch Depth		Description
		Inch	mm	Inch	mm	Inch	mm	Inch	mm	
600XX	6000	0,028	0,71	0,194	4,93	0,078	1,98	0,055	1,40	Funnel
	60100	0,023	0,58	0,171	4,29	0,062	1,57	0,050	1,27	Funnel
	60105	0,023	0,58	0,171	4,29	0,062	1,57	0,045	1,14	Funnel - Bit No. 52315
	60110	0,023	0,58	0,171	4,29	0,062	1,57	0,050	1,27	No Funnel
	60120	0,033	0,84	0,171	4,29	0,062	1,57	0,045	1,14	Funnel - Gray Insulation
	60141	0,016	0,41	0,171	4,29	0,062	1,57	0,050	1,27	No Funnel - 3/4" Slim Nose
602XX	60200	0,021	0,94	0,159	4,06	0,062	1,57	0,050	1,27	Funnel
	60210	0,021	0,94	0,159	4,06	0,062	1,57	0,050	1,27	No Funnel
	60240	0,015	0,38	0,159	4,06	0,062	1,57	0,050	1,27	No Funnel - 3/4" Slim Nose
603XX	60340	0,027	0,69	0,096	2,44	0,033	0,84	0,024	0,61	No Funnel - 3/4" Slim Nose
	60341	0,013	0,33	0,096	2,44	0,033	0,84	0,024	0,61	No Funnel - 3/4" Slim Nose
	60343	0,014	0,36	0,096	2,44	0,033	0,84	0,024	0,61	No Funnel - 1-3/8" Slim Nose
604XX	60440	0,017	0,43	0,127	3,23	0,044	1,12	0,045	1,14	No Funnel - 3/4" Slim Nose

All Bits & Sleeves are fully compatible with any make or model wire wrapping tool.

CSW - Cut, Strip, Wrap

Our Cut, Strip and Wrap Bits are designed to cut the insulated copper wire to length, strip free the necessary length of insulation and wrap the correct number of wire loops around the terminal pin. They perform these three functions in a rotating operation and can be used with a pneumatic, electric or battery-powered wire-wrapping tool.

CSW's can not be used with ABF style tools. The cutting and stripping blades are hardened to ensure long life, and can be used for either right or left handed operation.



Wire Size AWG	Part Number Bit/ Sleeve	Wire Diameter		Terminal Hole Dia.		Min. Terminal Spacing		"A" Diameter		Number of Insulated Loops
		Inch	mm	Inch	mm	Inch	mm	Inch	mm	
22	79222	0.046-0.050	1.17-1.27	0,07	1,78	0,19	4,83	0,25	6,35	3/4
22	79223	0.050-0.054	1.27-1.37	0,07	1,78	0,19	4,83	0,25	6,35	3/4
22	79224	0.054-0.058	1.37-1.47	0,07	1,78	0,20	5,08	0,25	6,35	3/4
24	79241	0.028-0.032	0.71-0.81	0,07	1,78	0,16	4,06	0,21	5,30	3/4
24	79242	0.032-0.036	0.81-0.91	0,07	1,78	0,16	4,06	0,21	5,33	3/4
24	79243	0.036-0.040	0.91-1.02	0,07	1,78	0,16	4,06	0,21	5,33	3/4
24	79244	0.040-0.044	1.02-1.12	0,07	1,78	0,17	4,32	0,21	5,33	3/4
24	79245	0.044-0.048	1.12-1.22	0,07	1,78	0,17	4,32	0,21	5,33	3/4
26	79261	0.022-0.026	0.56-0.66	0,07	1,78	0,16	4,06	0,21	5,33	3/4
26	79262	0.026-0.030	0.66-0.76	0,07	1,78	0,16	4,06	0,21	5,33	3/4
26	79263	0.030-0.034	0.76-0.86	0,07	1,78	0,16	4,06	0,21	5,33	3/4
26	79266	0.025-0.029	0.64-0.74	0,04	1,09	0,11	2,85	0,15	3,71	3/4
26	79267	0.030-0.034	0.76-0.86	0,04	1,09	0,11	2,85	0,15	3,71	3/4
28	79281	0.022-0.025	0.56-0.64	0,04	0,97	0,10	2,59	0,13	3,30	3/4
30	79301	0.019-0.021	0.48-0.53	0,04	0,97	0,10	2,54	0,13	3,30	3/4
30	79302	0.019-0.022	0.48-0.55	0,04	0,97	0,10	2,54	0,13	3,30	3/4

Manual Wire Wrapping Tools

These hand wire wrapping tools are available for wire gauges of 18 through 32 AWG. These tools have been designed for low volume production applications, service and repair work. The round black handle is manufactured from aluminium or very durable black ABS plastic, while the wrapping bit is made from a harder carbon steel. These tools are designed to give operator long-life with minimal problems.



WRAPPING

Wire Gauge AWG	Tool Part No.	Bit Type	Terminal Hole Dia.		Terminal Hole Depth		Max. Insulation Dia.		Terminal Diagonal (Min-Max)				Bit Radius w/Sleeve	
			Inch	mm	Inch	mm	Inch	mm	Inch	mm	Inch	mm	Inch	mm
18	41810	S	0,073	1,85	1,000	25,40			0,055	1,40	0,070	1,78	0,148	3,76
18	41820	M	0,073	1,85	1,000	25,40	0,070	1,78	0,055	1,40	0,070	1,78	0,157	3,99
20	42010	S	0,073	1,85	1,000	25,40			0,055	1,40	0,070	1,78	0,014	3,43
20	42020	M	0,073	1,85	1,000	25,40	0,059	1,49	0,055	1,40	0,070	1,78	0,014	3,84
22	42210	S	0,073	1,85	1,000	25,40			0,055	1,40	0,070	1,78	0,121	3,07
22	42222	M	0,073	1,85	1,000	25,40	0,052	1,32	0,055	1,40	0,070	1,78	0,136	3,45
22-24	42310	S	0,073	1,85	1,000	25,40			0,055	1,40	0,070	1,78	0,118	3,00
22-24	42320	M	0,073	1,85	1,000	25,40	0,050	1,27	0,055	1,40	0,070	1,78	0,136	3,45
22-24	42351*	S	0,073	1,85	1,000	25,40	0,050	1,27	0,055	1,40	0,070	1,78	0,116	2,95
22-24	42361*	M	0,073	1,85	1,000	25,40	0,050	1,27	0,055	1,40	0,070	1,78	0,134	3,40
24	42410	S	0,089	2,26	1,000	25,40			0,070	1,78	0,086	2,18	0,126	3,20
24	42420	M	0,073	1,85	1,000	25,40	0,046	1,16	0,055	1,40	0,070	1,78	0,112	2,84
24	42424	M	0,043	1,09	1,000	25,40	0,044	1,12	0,038	0,97	0,042	1,07	0,096	2,44
24	42425	M	0,067	1,70	1,000	25,40	0,042	1,07	0,049	1,24	0,064	1,63	0,101	2,57
24-26	42510	S	0,073	1,85	1,000	25,40			0,055	1,40	0,070	1,78	0,112	2,84
24-26	42521	M	0,073	1,85	1,000	25,40	0,048	1,22	0,055	1,40	0,070	1,78	0,128	3,25
24-26	42551*	S	0,073	1,85	1,000	25,40	0,050	1,27	0,055	1,40	0,070	1,78	0,110	2,79
24-26	42561*	M	0,073	1,85	1,000	25,40	0,048	1,22	0,055	1,40	0,070	1,78	0,126	3,20
26	42510	S	0,073	1,85	1,000	25,40			0,055	1,40	0,070	1,78	0,094	2,39
26	42614	S	0,040	1,02	0,640	16,20			0,030	0,76	0,037	0,94	0,068	1,73

Wire Gauge AWG	Tool Part No.	Bit Type	Terminal Hole Dia.		Terminal Hole Depth		Max. Insulation Dia.		Terminal Diagonal (Min-Max)				Bit Radius w/Sleeve	
			Inch	mm	Inch	mm	Inch	mm	Inch	mm	Inch	mm	Inch	mm
26	42621	M	0,073	1,85	1,000	25,40	0,038	0,97	0,055	1,40	0,070	1,78	0,105	2,67
26	42624	M	0,040	1,02	0,640	16,20	0,032	0,81	0,030	0,76	0,037	0,94	0,073	1,85
26	42630	M	0,037	0,94	0,640	16,20	0,047	1,19	0,032	0,81	0,036	0,91	0,097	2,46
28	42810	S	0,040	1,02	0,640	16,20			0,030	0,76	0,037	0,94	0,066	1,68
28	42822	M	0,040	1,02	0,640	16,20	0,032	0,81	0,030	0,76	0,037	0,94	0,073	1,85
28-30	42961*	M	0,041	1,04	0,640	16,20	0,027	0,69	0,034	0,04	0,040	1,07	0,072	1,83
30-32	43110	S	0,040	1,02	0,640	16,20			0,033	0,83	0,039	0,99	0,063	1,60
30-32	43120	M	0,041	1,04	0,640	16,20	0,027	0,69	0,034	0,86	0,040	1,02	0,072	1,83
30-32	43121	M	0,063	1,60	0,640	16,20	0,027	0,69	0,059	1,50	0,062	1,57	0,094	2,39
30-32	43124	M	0,035	0,89	0,640	16,20	0,023	0,58	0,031	0,79	0,034	0,86	0,065	1,65
30-32	43126	M	0,038	0,97	0,640	16,20	0,023	0,58	0,033	0,84	0,037	0,94	0,066	1,68
30-32	43127	M	0,029	0,74	0,660	16,80	0,023	0,58	0,025	0,64	0,028	0,71	0,063	1,60
30-32	43129	M	0,040	1,02	0,640	16,20	0,023	0,58	0,033	0,84	0,039	0,99	0,067	1,70
30-32	43140	M1/2**	0,035	0,89	0,640	16,20	0,027	0,69	0,031	0,79	0,034	0,86	0,067	1,70
30-32	43141	M	0,043	1,09	0,640	16,20	0,027	0,69	0,036	0,91	0,042	1,07	0,076	1,93

** Greater than 1-1/2 turns of insulation



Manual Wire Unwrapping Tools

These hand wire unwrapping tools are available for gauges 20 through 32 AWG. We offer four types of hand unwrapping tools, depending on customer requirements.

TYPE A

SP 679 - SP 682

These tools have a spring loaded insulated sleeve for ease of wire pick-up and removal of close connections without damaging the terminal or adjacent connections.



TYPE C

SP 690 & SP 691

This tool has a spiral design to give clear visibility and to allow delicate operator control in one direction only.



TYPE B

SP 684

This tool is designed to unwrap tight matrices where a slim profile is required. Unwrapping can be done in either direction, with the wire being retained in the sleeve and removed from the pin.



TYPE D

SP 692 & SP 69

This tool has a spiral at both ends which allows unwrapping in either direction with clear visibility and also allow delicate operator control.



UNWRAPPING


Model	Type	Wire Size AWG	Unwrapping Direction	Term. Hole Dia.		Term. Hole Depth		Outside Dia.	
				Inch	mm	Inch	mm	Inch	mm
679	A	20-26	Left Hand	0,07	1,78	1,20	30,50	0,200	5,08
680	A	20-26	Left or Right Hand	0,07	1,78	1,20	30,50	0,200	5,08
681	A	28-32	Left Hand	0,04	1,02	0,75	19,00	0,140	3,56
682	A	28-32	Left or Right Hand	0,04	1,02	0,75	19,00	0,140	3,56
684	B	28-32	Left or Right Hand	0,04	1,02	0,63	16,00	0,095	2,41
690	C	20-26	Left Hand	0,07	1,78	1,00	25,40	0,125	3,18
691	C	26-32	Left Hand	0,04	1,02	0,75	19,00	0,088	2,24
692	D	20-26	Left or Right Hand	0,07	1,78	1,00	25,40	0,125	3,18
693	D	26-32	Left or Right Hand	0,04	1,02	0,75	19,00	0,088	2,24

Wires

All of our bits and sleeves will perform well with most manufacturers' wire. For best result, we do however, recommend to use Kynar wire. The following sizes and colors are available in 300m (1000 ft) rolls from Equip-Test.



Wire		Insulation DIA		Roll size		Part No.				
AWG	mm	Inch	mm	ft.	m	White	Yellow	Blue	Red	Black
24	0.5	0.030	0.76	500	152	WR24W-D	WR24Y-D	WR24B-D	WR24R-D	WR24BL-D
				1000	304	WR24W-M	WR24Y-M	WR24B-M	WR24R-M	WR24BL-M
26	0.40	.027	0.69	500	152	WR26W-D	WR26Y-D	WR26B-D	WR26R-D	WR26BL-D
				1000	304	WR26W-M	WR26Y-M	WR26B-M	WR26R-M	WR26BL-M
28	0.32	.024	0.60	500	152	WR28W-D	WR28Y-D	WR28B-D	WR28R-D	WR28BL-D
				1000	304	WR28W-M	WR28Y-M	WR28B-M	WR28R-M	WR28BL-M
30	0.25	.0195	0.50	500	152	WR30W-D	WR30Y-D	WR30B-D	WR30R-D	WR30BL-D
				1000	304	WR30W-M	WR30Y-M	WR30B-M	WR30R-M	WR30BL-M



Wire Strippers

WS 100 Wire Stripper

A compact and simple tool for easy and clean stripping of wires for wire wrapping, as well as electronic and appliance applications. This tool is designed for maximum efficiency. Easy to operate... place wire (up to 4) in stripping slot with ends extending beyond cutter blades... press tool and pull... wire is cut and stripped to proper "wire wrapping" length. The hardened steel cutting blades and sturdy construction of the tool ensure long life. Strip length is easily adjustable for your application.



Part No.	Wire Size		Adjustable Strip-off Length	
	AWG	mm	Inch	mm
WS100-22	22	0.65	1-5/16" to 1-9/16"	33.33 to 39.68
WS100-224	22-24	0.65-0.50	1-5/16" to 1-9/16"	33.33 to 39.68
WS100-24	24	0.5	1-5/16" to 1-9/16"	33.33 to 39.68
WS100-2426	24-26	0.50-0.40	1-5/16" to 1-11/16"	33.33 to 42.86
WS100-26	26	0.4	1-5/16" to 1-11/16"	33.33 to 42.86
WS100-28	28	0.32	7/8" to 1-1/8"	22.22 to 28.57
WS100-30	30	0.25	7/8" to 1-1/8"	22.22 to 28.57

WS 200 Wire Stripper

The "Gatling" hits all the targets! This is the latest innovative tool. Two models are available, each with a triple stripper (3 wire gaps) in one tool. The WS201 will cut and strip 22, 24, and 26 AWG wire with no blade change required. The WS202 will cut and strip 26, 28, and 30 AWG wire with no blade change. Each tool is equipped with an easy to use dial mechanism that will move the blade along the blade post to vary the shiner (strip-off) length.

Part No.	Wire Size		Adjustable Strip-off Length	
	AWG	mm	Inch	mm
WS201	22	0,65	1-1/8"	28,6
	24	0,5	to	to
	26	0,4	2"	50,8
WS202	26	0,4	7/8"	22,2
	28	0,32	to	to
	30	0,25	1-7/8"	28,6



WS 4473 Wire Stripper

When combinations of wire gauges and longer strip-off lengths are required, the WS4473 should be selected. Two models are available: the WS4473 is furnished with combination blades for 22-26 AWG wire, and the WS4473C is furnished with combination blades for 22-30 AWG wire. Blades are easily interchangeable on the blade post. This tool is furnished with rust-resistant, oiled, black oxide coating and soft sponge-like grips.

Part No.	Wire Size		Adjustable Strip-off Length	
	AWG	mm	Inch	mm
WS4473	22-24	0.65-0.50	7/8" to 2"	7/8" to 2"
	24-26	0.50-0.40		
WS4473C	22-24	0.65-0.50		
	24-26	0.50-0.40		
	28	0,32		
	30	0,25		



Pneumatic Screwdriver

2600 Series Screwdriver

- Auto Start
- Auto Shut Off Clutch

2600 Series Pneumatic Screw Driver

The 2000 Series Screw Drivers are designed for low torque assemblies, where a low of 8 in-oz up to 40 in-lbs. are required.

We offer push start with auto shut-off clutch as well as lever start with cushion clutch. All the tools meet our ISO requirements for quality and any tool se tat the factory will receive a Certification of Calibration.



Reel Caddy



RC01 Series

More Efficient, Easier, and Cost Saving Method! RC-01 Series ReelCaddy

- Converts two-man operation into one-man job!
- Very compact, mobile and user-friendly
- Easily fits through doorways and inside most man-lifts
- Handles & dispenses up to 136 Kg (depending on model)
- Ergonomic loading technique helps prevent back injury
- Accommodates most cable reels up to 584 mm in diameter
- Dispense multiple reels simultaneously (depending on model)
- Easily stores on Vehicle - Breaks down into 3 pieces

Perfect for Electrical Contractors:

Any Commercial, Industrial, or Residential Electrical Contractor will greatly appreciate the ReelCaddy. This unique wire caddy/reel dispenser is designed to prevent heavy lifting during the loading process, makes it easy to handle heavy weight, and in seconds converts into a horizontal dispensing position acting as a jack-stand. Overall, this piece of equipment helps prevent back injury, saves valuable time, and is very user-friendly.



RC03 Series

More Efficient, Easier, and Cost Saving Method! RC-03 Series ReelCaddy

- Handles Up to 14 Spools of 250' THHN or 8 Spools of 1500' Reels
- Accommodates Multiple Size Reels From 101,6mm (4") to 304,8 (12") diameters
- Mobile, Versatile, and Compact
- Easily Load Wire From Top
- Prevents Wasted Cable
- Perfect for Electricians



Dispensing - curb



Dispensing - grass



Dispensing - multiple rolls



Upright

How to lift with reel Caddy



Loading - Step 1



Loading - Step 2



Loading - Step 3



Loading - Step 4

Glossary

Anti-Back-force (ABF): This means that the gun, whether electric or pneumatic, has a spring mechanism behind the wire wrapping bit. When the operator pulls the trigger the spring will compress causing the bit to recede back into the wire wrapping sleeve. This allows the operator who is inexperienced to wrap perfectly every time.

AWG: Abbreviation for American Wire Gauge

Bare Wire: Bare wire refers to the wire after the insulation has been removed or wire which is produced without insulation.

Bit Radius: This is the distance from the center of the terminal hole of the wire wrap bit to the outside wall of the wire wrap sleeve. This information is used to determine if there is enough space between pins for a wire wrapping bit and sleeve to fit.

Carpel Tunnel Syndrome: This medical symptom is sometimes attributed to repetitive motion injuries usually caused by a tool that is not ergonomically designed for the operator.

Funnel: This term refers to the end of the wire wrapping sleeve where the wire is inserted. The point where the wire is inserted the end of the wire wrap sleeve has been flared to make it easier to insert the wire.

In: Abbreviation for inch(es).

Insulated Sleeve: This term refers to a wire wrapping sleeve where shrink wrap has been shrunk around the wire wrap sleeve. This plastic wrap insulates the sleeve from any electrical current which might be passing through the wire wrapping pin at the time.

Kg: Abbreviation for kilogram(s).

Kynar Wire: This refers to the type of insulation which is surrounding the wire. Other types of insulation which we do not recommend are Tefzel and Teflon.

Modified Wrap: The first 1/2 to 2 wraps are made with insulation wrapped around the terminal post. These wraps are in addition to the recommended wraps made with bare wire.

mm: Abbreviation for millimeter(s).

No Funnel: This term refers to a wire wrapping sleeve in which the end of the sleeve has not been flared, basically a straight tube.

Notch: This term refers to two small half circles which appear on the sides of the wire wrap sleeve where the wire enters. Once the wire has been placed into the bit and sleeve the remainder is placed into the notch so that it will not be pinched when pushed down around the terminal post.

Notch Depth: This term refers to the depth of the notch which appears on both sides of the end of a wire wrapping sleeve.

Notch Width: This term refers to the width of the notch which appears on both sides of the end of a wire wrapping sleeve.

oz: Abbreviation for ounce(s).

RPM: Abbreviation for revolutions per minute.

Sleeve Thickness: This term refers to the actual thickness of the wall of the wire wrapping sleeve.

Slim Nose: This term refers to a wire wrapping sleeve in which the end of the sleeve where the wire is inserted is tapered down to a smaller outside diameter. This type of sleeve allows the operator to wire wrap in areas where the spacing between pins is unusually tight.

Standard: This term refers to a standard wire wrapping gun which does not have ABF.

Standard Wrap: This term refers to the fact that only bare wire is wrapped to the terminal post.

Terminal Diagonal: This term refers to the distance between two opposite points which are the furthest apart on a wire wrapping terminal post.

Terminal Hole Depth: This term refers to depth of the hole in the wire wrapping bit which is seen at the end of the bit.

Terminal Hole Diameter: This term refers to the diameter of the hole in a wire wrapping bit which is seen at the end of the bit.

Terminal Post: This term refers to the post which the wire will be wrapped around by the operator.

3W: This term refers to the three prong plug which is found at the end of the 20 foot power cord.

2W: This term refers to the two prong plug which is found at the end of the 20 foot power cord.

Unique Indexing Mechanism: This term refers to mechanism within the wire wrapping gun which causes the wire wrapping bit to line up in the same position every single time you wire wrap.

Unwrapping Direction: This term refers to direction you could unwrap a wire wrap. This can be in a right hand direction or left direction depending on the direction the original wrap was done.

Voltage (V): This term refers to an electric potential or potential difference expressed in volts. Any country may be using 110, 115, 120, 220, 230, 240 or even 48 volts for the electrical power source.

Wall I.D.: This term refers to the inside diameter of a wire wrapping sleeve.

Wire Diameter: Same as wire size; refers to the actual diameter of wire with insulation.

Wire Gauge: This term refers to the size of the wire as indicated by the terms AWG (American), SWG (British) or mm (metric version). Wire gauge of 18 AWG would convert to .0403" (1.022mm) of bare wire.

Wire Size: Same as wire diameter; refers to the actual diameter of the wire with insulation.

Wire Wrap Bit: This term refers to a wire wrap bit which consist of a terminal hole and a wire trough in which the wire to be wrapped is placed. When this wire wrap bit is used in conjunction with the proper wire wrapping sleeve the operator will obtain a perfect wire wrap to the terminal post.

Wire Wrap Sleeve: This term refers to wire wrap sleeve which consists of a straight tube which may or may not be tapered at the end. When this wire wrap sleeve is used in conjunction with the proper wire wrapping bit the operator will obtain a perfect wire wrap to the terminal post.

Wrap(s): This term refers to how many times an insulated or bare wire is wrapped 360 degrees around a terminal post. A 1/2 wrap would mean that the wire went around the terminal post 180 degrees.

HUNGARY - HEADQUARTERS

Equip - Test Kft.
Vágóhíd u. 19.
H-2220 Vecsés, Hungary
Phone number: + 36 29 550 940
Fax: + 36 29 356 480
E-mail: info@equip-test.com

SLOVAKIA

Equip - Test s.r.o.
Čečinová 16/G
SK 821 05 Bratislava, Slovakia
Phone number: + 421 243 411 999
Fax: + 421 43 413 097
E-mail: infosk@equip-test.com

UKRAINE

Ekip - Test Ukraine TOV
Hoydy str., 10 office 72
Uzhgorod, 88000, Ukraine
Phone number: + 380 312 61 23 98
Mobile: + 380 50 432 4188
E-mail: infoua@equip-test.com

POLAND

Equip - Test Sp. z o. o.
Balicka 160
30-198 Kraków, Poland
Phone number: + 48 12 426 02 60
Fax: + 48 12 426 02 61
E-mail: infopl@equip-test.com

ROMANIA

Echip - Test s.r.l.
Str. Locomotivei Nr.4
410431 Oradea, Romania
Phone number: + 40 259 410 121
Fax: + 40 259 410 121
E-mail: infofo@equip-test.com

DISTRIBUTOR

GERMANY

Equip - Test GmbH
Max-Stromeyer-Str. 116
D-78467 Konstanz, Deutschland
Phone number: + 49 7531 6984377
Fax: + 49 7531 6984379
Mobile: + 49 151 12929189
E-mail: infode@equip-test.com

CZECH REPUBLIC

Equip - Test s.r.o.
Filipínského 59
615 00 Brno-Židenice, Czech Republic
Phone number: + 420 547 213 978
E-mail: infocz@equip-test.com

SERBIA

Multi - Test d.o.o.
Topolski put 65.
21220 Bečej, Serbia
Phone number: + 381 652 054 160
E-mail: info@multi-test.rs

BULGARIA

Equip - Test OOD
Dimitar Petkov str. Nr. 69 2nd Floor,
Office 3
Sofia 1309, Bulgaria
Mobile: + 359 89 465 3694
E-mail: infobg@equip-test.com

ASIA - SINGAPORE

Equip - Test Asia PTE. LTD.
701 Sims Drive,
LHK Building, #06-03
Singapore 387383
Phone number: +65 6291 5808
Fax: + 65 6291 5408
Mobile: + 65 9786 4698
E-mail: infosg@equip-test.com

